

Classic Ultra Oil-Less Compressors

Built for Contractors – Built to Last



T-635HD, T-617HDN



T-30HP



T-2820ST



ELECTRICALLY FRIENDLY Low current draw won't blow standard 15 AMP house circuits, and of course, extension cords can be used whenever and wherever you need one.



PERMA-LUBE™ DESIGN Oil-Less design for maintenance free operation and quick cold weather starts.



BUILT FOR THE PROFESSIONAL CONTRACTOR In Sheboygan, Wisconsin, with the highest quality components available. Steel and aluminum construction means the ultimate in job-site durability. You will not find plastic shrouds on a Thomas compressor.











N-CLINE DESIGN™ Offers multi-angle worksite compatibility.

	T-617HD	T-635HD	T-30HP	T-2820ST
Air Displacement	1.8 CFM	3.5 CFM	4.8 CFM	9.0 CFM
Air Delivery	.90 CFM @ 100 PSI Max. pressure to 125 PSI	1.7 CFM @ 100 PSI Max. pressure to 125 PSI	2.75 CFM @ 100 PSI Max. pressure to 125 PSI	5.0 CFM @ 100 PSI Max. pressure to 125 PSI
Pressure switch	Starts compressor @ 100 PSI Stops compressor @ 125 PSI	Starts compressor @ 100 PSI Stops compressor @ 125 PSI	Starts compressor @ 100 PSI Stops compressor @ 125 PSI	Starts compressor @ 100 PSI Stops compressor @ 125 PSI
Motor	1/2 HP electric motor Permanent split capacitor	3/4 HP electric motor Split phase	1-1/4 HP electric motor Capacitor start	2 HP electric motor Capacitor start, capacitor run
Tanks Capacity	2 gallons	2 gallons	4.5 gallons	4 gallons
Shipping Weight	32 lbs.	32 lbs.	58 lbs.	71 lbs.
Net Weight	26 lbs.	26 lbs.	53 lbs.	66 lbs.
Dimensions Unit L x W x H (in.) Ctn.	16.5 x 8 x 16.8 19 x 9.75 x 17.25	16.5 x 8 x 16.8 19 x 9.75 x 17.25	16 x 16 x 19.8 17.6 x 17.6 x 21	20 x 15.6 x 16.5 22 x 16.5 x 17.3
Low Amp Draw	4.2	6.0	12	13.5
Recovery Time	38 seconds	18 seconds	18 seconds	9 seconds
Regular & Gauge	—	—	Supplied	Supplied
RPM	1700	3400	1700	1700
Decibel Rating	60 dB	69 dB	74 dB	74 dB
Finish Guns	1-2	2-3	3-4	5+
Framing Guns	—	1	1-2	3+
Roofing Guns	—	1	1-2	3+

Quality Compressors for the Professional Contractor

Accessories

	1900	Compressor Rebuild Kit for T-617 (1/3 & 1/2 HP) Series
	1901	Compressor Rebuild Kit for T-30 (3/4 HP) Series
	1902	Compressor Rebuild Kit for T-30 (1 HP), T-2820* (1-1/2 & 2 HP) Series, T-35HD (1 HP)
	1903	Compressor Rebuild Kit for T-20 Series
	1904	Compressor Rebuild Kit for T-617HDN (1/2 HP)
	1906	Compressor Rebuild Kit for T-150 (1-1/2 HP), TG-250* & TG-250H* (5.5 HP) Series
	1907	Compressor Rebuild Kit for T-30 (1-1/4 HP) Series
	1908	Compressor Rebuild Kit for T-150 (2 HP) Series
	1910	Compressor Rebuild Kit for TG-175 (4 HP), TG-275* (5.0 & 5.5 HP) Series
	1911	Compressor Rebuild Kit for TG-180 (4 HP), TG-280* (5.5 HP) Series
	1913	Compressor Rebuild Kit for T-200 (2 HP) Series, T-100 (1 HP) Series
	1914	Compressor Rebuild Kit for T-635 (3/4 HP)
	1915	Compressor Rebuild Kit for TG-400 (4 HP)
	1916	Compressor Rebuild Kit for TG-550 (5.5 HP) Series
	904	Air Hose, 15'L x 1/4" ID
	926	Tire Chuck 1/4" NPT Male
	933	Bleeder Valve
	936	Inflator Kit
	1965	Filter, 3/8" NPT for TG-180 (4 HP), TG-280 (5.5 HP) Series
	1975	Filter, 3/8" NPT for T-30 (1 HP), T-150 (1-1/2 HP), T-2820 (2 HP) Series
	1979	Filter, 1/4" NPT for T-20 Series (3/4 HP)
	1980	Filter Element for T-150 (2 HP), T-2150 (2.5 HP) Series, T-200 (2 HP) Series, TG-400 (4 HP), TG-550 (5.5 HP) Series, (3 per pkg.)
	1993	Regulator with Gauge-1/4" Ports
	1994	Regulator with Gauge-3/8" Ports

All Accessories and Rebuild Kits can be ordered directly from Thomas Industries. *(2 Kits required per unit)